

HP10 MICROMATIC

Product code	IC0AKF220050652
Reactive power Ue=400V	18 kvar
Reactive power Ue=415V	20 kvar
Nominal voltage Ue	400-415V
Capacitors voltage Un	415 V
Capacitors max voltage Umax	455 V
Frequency	50 Hz
THDI_R%	≤12%
THDIC%	≤50%
Steps	3,6-7,2-7,2 kvar
Electrical steps number	5
Banks	3,6-7,2-7,2 kvar
Load break switch	63 A
Icc	50 kA
Controller	5LGA
IP degree	IP3X
Dimensions WxDxH	460x260x480mm
Weight	13 kg

NOTE Icc value: Other values upon request. Short-circuit withstand current conditioned by the upstream protective device.

Standard features

Max current overload I_n	1.3 I _n
	1,3 I _n (continuous)
	2 I _n (x380s every 60 minutes)
Max current overload I_n (capacitors)	3 I _n (x150s every 60 minutes)
	4 I _n (x70s every 60 minutes)
	5 I _n (x45s every 60 minutes)
Max overload V_n	1,1xU _e
Max overload V_n (capacitors)	3xUn (for 1 minute)
Insulation voltage	690V
Temperature class	-5/+40°C
Temperature class (capacitors)	-25/+55°C
Discharge device	mounted on each bank
Installation	indoor
Service	continuous
Internal connection	delta
Total losses	~ 2W/kvar
Inner surface finish	zinc passivation
Standards (bank)	IEC 61439-1/2, IEC 61921
Standards (capacitors)	IEC 60831-1/2

Generalities

Zink-passivated metallic enclosure painted with epossidic dust paint, colour RAL 7035.

Auxiliary transformer to separate power and auxiliary circuit parts (110V).

Load-break switch with door interlock.

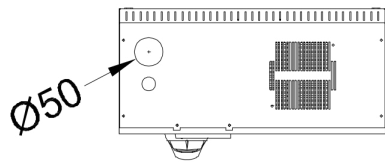
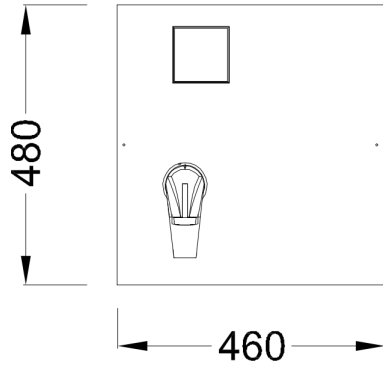
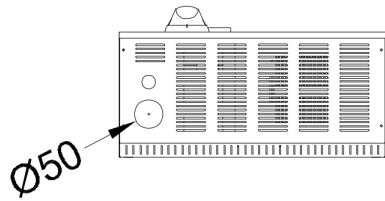
Special contactors with damping resistors to limit capacitors inrush current (AC6b).

FS17 450/750V self-extinguish cable according to EN 50525 - EN 50575 - EN 50575/A1.

Microprocessor Power Factor Correction relay.

CRM25 single phase self-healing metallized polypropylene capacitor with $U_n=415V$ rated voltage.

Bottom cables entry



Top cables entry

Cabinet fixing

