HP10 MINIMATIC

Product code	IF0AKF319250652
Reactive power Ue=400V	180 kvar
Reactive power Ue=415V	192 kvar
Nominal voltage Ue	400-415V
Capacitors voltage Un	415 V
Capacitors max voltage Umax	455 V
Frequency	50 Hz
$THDI_R$%	≤12%
Steps Ue=400V	15-30-60-75 kvar
Electrical steps number	12
Banks	30-2x75 kvar
Load break switch	400 A
Icc	9 kA
Controller	5LGA
IP degree	IP3X
Dimensions WxDxH	420x425x1183mm
Weight	60 kg

Standard features

Max current overload In	1.3 In
Max current overload In (capacitors)	1,3 In (continuous) 2 In (x380s every 60 minutes) 3 In (x150s every 60 minutes) 4 In (x70s every 60 minutes) 5 In (x45s every 60 minutes)
Max overload Vn	1,1xUe
Max overload Vn (capacitors)	3xUn (for 1 minute)
Insulation voltage	690V
Temperature class	-5/+40°C
Temperature class (capacitors)	-25/+55°C
Discharge device	mounted on each bank
Installation	indoor
Service	continuous
Internal connection	delta
Total losses	~ 2W/kvar
Inner surface finish	zinc passivation
Standards (bank)	IEC 61439-1/2, IEC 61921
Standards (capacitors)	IEC 60831-1/2

Generalities

Zink-passivated metallic enclosure painted with epossidic dust paint, colour RAL 7035.
Auxiliary transformer to separate power and auxiliary circuit parts (110V).
Load-break switch with door interlock.
Special contactors with damping resistors to limit capacitors inrush current (AC6b).
FS17 450/750V self-extinguish cable according to EN 50525 - EN 50575 - EN 50575/A1.
Microprocessor Power Factor Correction relay.
CRM25 single phase self-healing metallized polypropylene capacitor with Un=415V rated voltage.

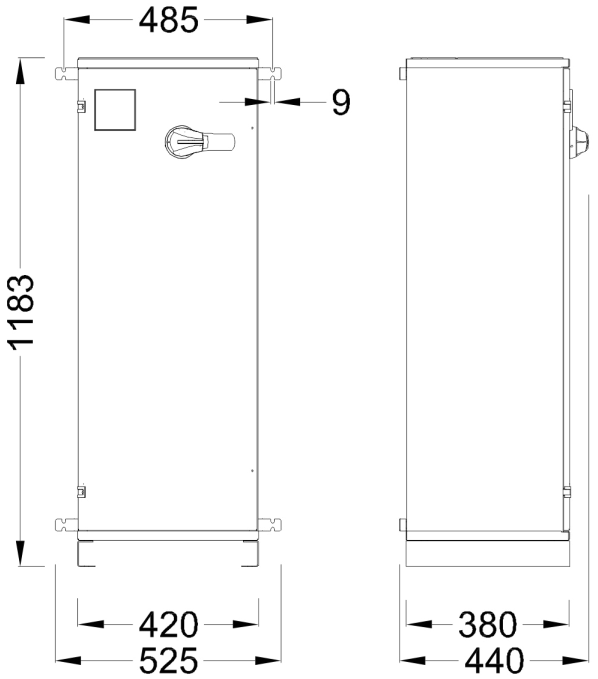

Bottom view
ground fixing

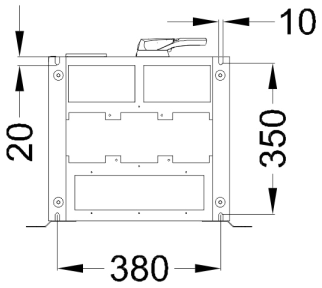
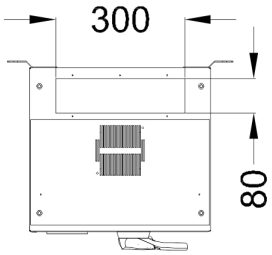
Top view
cables enty