VP10 MULTIRACK

Product code	IX2VFF241250000
Reactive power Ue=400V	41.25 kvar
Nominal voltage Ue	400V
Capacitors voltage Un	400 V
Capacitors max voltage Umax	440 V
Frequency	50 Hz
$THDI_R$%	≤27%
Steps Ue=400V	3,75-5x7,5 kvar
IP degree	IP00
Dimensions WxDxH	485x530x190mm
Weight	19 kg

Standard features

Max current overload In	1.3 In
Max current overload In (capacitors)	1,3 In (continuous) 2 In (x500s every 60 minutes) 3 In (x180s every 60 minutes) 4 In (x90s every 60 minutes) 5 In (x50s every 60 minutes)
Max overload Vn	1,1xUe
Max overload Vn (capacitors)	3xUn (for 1 minute)
Insulation voltage	690V
Temperature class	-5/+40°C
Temperature class (capacitors)	-25/+70°C
Discharge device	mounted on each bank
Installation	indoor
Service	continuous
Internal connection	delta
Total losses	~ 2W/kvar
Inner surface finish	zinc passivation
Standards (bank)	IEC 61439-1/2, IEC 61921
Standards (capacitors)	IEC 60831-1/2

Generalities

Special contactors with damping resistors to limit capacitors inrush current (AC6b).

FS17 450/750V self-extinguish cable according to EN 50525 - EN 50575 - EN 50575/A1.

Fuses with high breaking power NH00-gG.

CRM25 single phase self-healing metallized polypropylene capacitor with increased thickness and UN=400V rated voltage.

Discharge resistance.

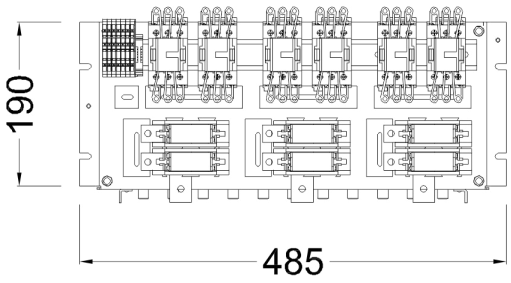
190
485

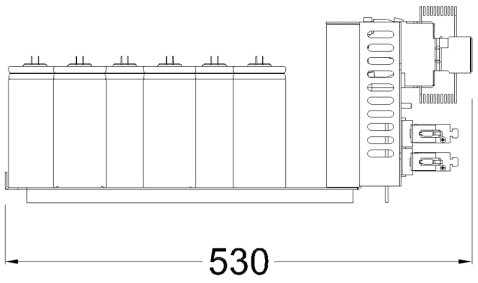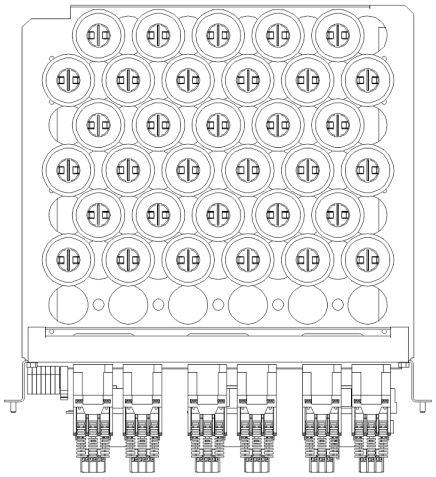
530