

FH20.S MULTIMATIC

| | |
|---|-----------------|
| Product code | IU7AFF320050786 |
| Reactive power Ue=400V | 200 kvar |
| Reactive power Ue=415V | 214 kvar |
| Nominal voltage Ue | 400-415V |
| Capacitors voltage Un | 550 V |
| Capacitors max voltage Umax | 600 V |
| Frequency | 50 Hz |
| THDI_R% | 100% |
| I_{250Hz}% | ≤25% |
| THDV_R% | ≤6% |
| Detuning frequency f_D | 180 Hz |
| Steps | 40-2x80 kvar |
| Electrical steps number | 5 |
| Banks | 40-2x80 kvar |
| Load break switch | 630 A |
| Icc | 25 kA |
| Controller | 8BGA |
| IP degree | IP4X |
| Dimensions WxDxH | 610x670x1760mm |
| Weight | 365 kg |

NOTE Icc value: Other values upon request.

Standard features

| | |
|--|---|
| Max current overload I_n | 1.3 I _n 1,3 I _n (continuous) 2 I _n (x380s every 60 minutes) 3 I _n (x150s every 60 minutes) 4 I _n (x70s every 60 minutes) 5 I _n (x45s every 60 minutes) |
| Max current overload I_n (capacitors) | |
| Max overload V_n | 1,1xU _e |
| Max overload V_n (capacitors) | 3xU _n (for 1 minute) |
| Insulation voltage | 690V |
| Temperature class | -5/+40°C |
| Temperature class (capacitors) | -25/+55°C |
| Discharge device | mounted on each bank |
| Installation | indoor |
| Service | continuous |
| Internal connection | delta |
| Total losses | ~ 6W/kvar |
| Inner surface finish | zinc passivation |
| Standards (bank) | IEC 61439-1/2, IEC 61921 |
| Standards (capacitors) | IEC 60831-1/2 |

Generalities

Zink-passivated metallic enclosure painted with epossidic dust paint, colour RAL 7035.

Auxiliary transformer to separate power and auxiliary circuit parts (110V).

Load-break switch with door interlock.

Thyristor switches (SCR).

Total switching time 60 milliseconds.

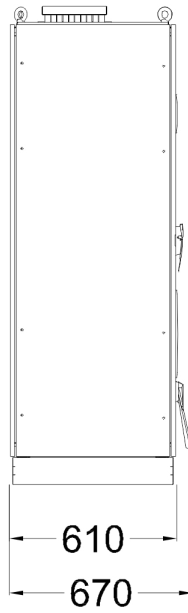
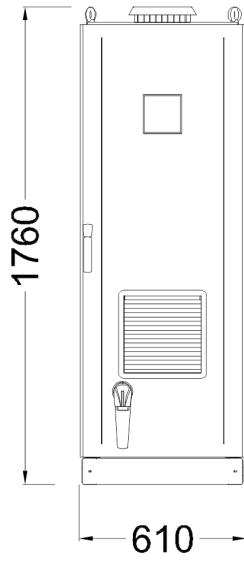
FS17 450/750V self-extinguish cable according to EN 50525 - EN 50575 - EN 50575/A1.

Microprocessor Power Factor Correction relay.

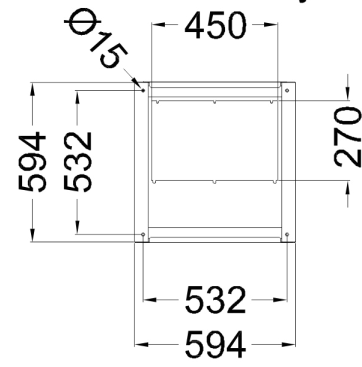
Control and protection multimeter MCP5, integrated in 8BGA controller (MIDImatic and MULTImatic version).

CRM25 single phase self-healing metallized polypropylene capacitor with $U_n=550V$ rated voltage.

Three phase detuning choke with tuning frequency $f_D=180Hz$ ($N=3.6-p\%=7.7\%$).



Bottom view
ground fixing and
cables entry



Top view

