

## HP10-60HZ-230V MICROMATIC

<b>Product code</b>	IC0ABB150060652
<b>Reactive power Ue=230V</b>	5 kvar
<b>Nominal voltage Ue</b>	230V
<b>Capacitors voltage Un</b>	415 V
<b>Capacitors max voltage Umax</b>	455 V
<b>Frequency</b>	60 Hz
<b>THDI<sub>R</sub>%</b>	≤20%
<b>THDIC%</b>	≤70%
<b>Steps</b>	0,75-1,5-3 kvar
<b>Electrical steps number</b>	7
<b>Banks</b>	0,75-1,5-3 kvar
<b>Load break switch</b>	63 A
<b>Icc</b>	50 kA
<b>Controller</b>	5LGA
<b>IP degree</b>	IP3X
<b>Dimensions WxDxH</b>	460x260x480mm
<b>Weight</b>	12 kg

*NOTE Icc value: Other values upon request. Short-circuit withstand current conditioned by the upstream protective device.*

### Standard features

<b>Max current overload In</b>	1.3 In
<b>Max current overload In (capacitors)</b>	1,3 In (continuous)
<b>Max overload Vn</b>	1,1xUe
<b>Max overload Vn (capacitors)</b>	3xUn (for 1 minute)
<b>Insulation voltage</b>	690V
<b>Temperature class</b>	-5/+40°C
<b>Temperature class (capacitors)</b>	-25/+55°C
<b>Discharge device</b>	mounted on each bank
<b>Installation</b>	indoor
<b>Service</b>	continuous
<b>Internal connection</b>	delta
<b>Total losses</b>	~ 2W/kvar
<b>Inner surface finish</b>	zinc passivation
<b>Standards (bank)</b>	IEC 61439-1/2, IEC 61921
<b>Standards (capacitors)</b>	IEC 60831-1/2

## Generalities

Zink-passivated metallic enclosure painted with epossidic dust paint, colour RAL 7035.

Auxiliary transformer to separate power and auxiliary circuit parts (110V).

Load-break switch with door interlock.

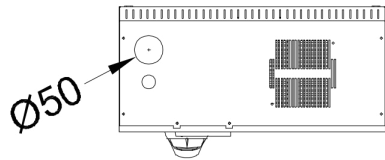
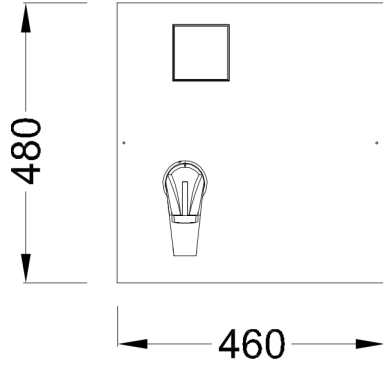
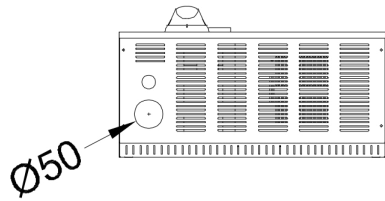
Special contactors with damping resistors to limit capacitors inrush current (AC6b).

FS17 450/750V self-extinguish cable according to EN 50525 - EN 50575 - EN 50575/A1.

Microprocessor Power Factor Correction relay.

CRM25 single phase self-healing metallized polypropylene capacitor with  $U_n=415V-50Hz$  (350V60Hz) rated voltage.

### Bottom cables entry



### Top cables entry

### Cabinet fixing

