

HP30-60HZ-400V MICROMATIC

Product code	IC0TFF228060652
Reactive power Ue=400V	28 kvar
Nominal voltage Ue	400V
Capacitors voltage Un	550 V
Capacitors max voltage Umax	600 V
Frequency	60 Hz
THDI_R%	≤20%
THDIC%	≤70%
Steps	2,5-5-2x10 kvar
Electrical steps number	11
Banks	2,5-5-2x10 kvar
Load break switch	100 A
Icc	50 kA
Controller	5LGA
IP degree	IP3X
Dimensions WxDxH	610x260x480mm
Weight	22 kg

NOTE Icc value: Other values upon request. Short-circuit withstand current conditioned by the upstream protective device.

Standard features

Max current overload In	1.3 In
Max current overload In (capacitors)	1,3 In (continuous)
Max overload Vn	1,1xUe
Max overload Vn (capacitors)	3xUn (for 1 minute)
Insulation voltage	690V
Temperature class	-5/+40°C
Temperature class (capacitors)	-25/+55°C
Discharge device	mounted on each bank
Installation	indoor
Service	continuous
Internal connection	delta
Total losses	~ 2W/kvar
Inner surface finish	zinc passivation
Standards (bank)	IEC 61439-1/2, IEC 61921
Standards (capacitors)	IEC 60831-1/2

Generalities

Zink-passivated metallic enclosure painted with epossidic dust paint, colour RAL 7035.

Auxiliary transformer to separate power and auxiliary circuit parts (110V).

Load-break switch with door interlock.

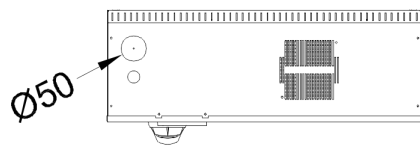
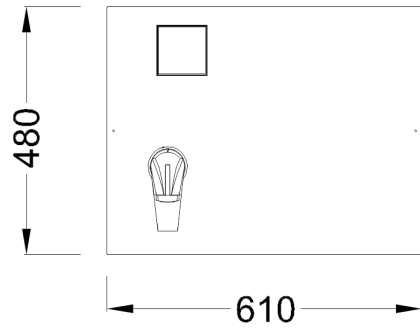
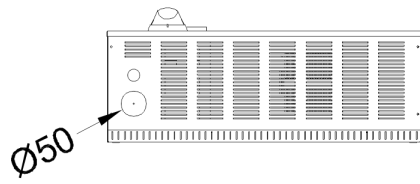
Special contactors with damping resistors to limit capacitors inrush current (AC6b).

FS17 450/750V self-extinguish cable according to EN 50525 - EN 50575 - EN 50575/A1.

Microprocessor Power Factor Correction relay.

CRM25 single phase self-healing metallized polypropylene capacitor with $U_n=550V-50Hz$ (480V-60Hz) rated voltage.

Bottom cables entry



Top cables entry

Cabinet fixing

