FH30.S MULTIMATIC

Product code	IU7JFF260050872
Reactive power Ue=400V	60 kvar
Reactive power Ue=415V	65 kvar
Nominal voltage Ue	400-415V
Capacitors voltage Un	550 V
Capacitors max voltage Umax	600 V
Frequency	50 Hz
$THDI_R$%	100%
I_{250Hz}%	>25%
$THDV_R$%	≤6%
Detuning frequency f_D	135 Hz
Steps Ue=400V	20-40 kvar
Electrical steps number	3
Banks	20-40 kvar
Load break switch	250 A
Icc	17 kA
Controller	8BGA
IP degree	IP4X
Dimensions WxDxH	610x670x1760mm
Weight	260 kg

NOTE Icc value: Other values upon request.

Standard features

Max current overload In	1.3 In
Max current overload In (capacitors)	1,3 In (continuous) 2 In (x380s every 60 minutes) 3 In (x150s every 60 minutes) 4 In (x70s every 60 minutes) 5 In (x45s every 60 minutes)
Max overload Vn	1,1xUe
Max overload Vn (capacitors)	3xUn (for 1 minute)
Insulation voltage	690V
Temperature class	-5/+40°C
Temperature class (capacitors)	-25/+55°C
Discharge device	mounted on each bank
Installation	indoor
Service	continuous
Internal connection	delta
Total losses	~ 8W/kvar
Inner surface finish	zinc passivation
Standards (bank)	IEC 61439-1/2, IEC 61921
Standards (capacitors)	IEC 60831-1/2

R1652023

Generalities

Zink-passivated metallic enclosure painted with epossidic dust paint, colour RAL 7035.

Auxiliary transformer to separate power and auxiliary circuit parts (110V).

Load-break switch with door interlock.

Thyristor switches (SCR).

Total switching time 60 milliseconds.

FS17 450/750V self-extinguish cable according to EN 50525 - EN 50575 - EN 50575/A1.

Microprocessor Power Factor Correction relay.

Control and protection multimeter MCP5, integrated in 8BGA controller (MULTImatic version).

CRM25 single phase self-healing metallized polypropylene capacitor with Un=550V rated voltage.

Three phase detuning choke with tuning frequency fD=135Hz (N=2.7-p%=13.7%).

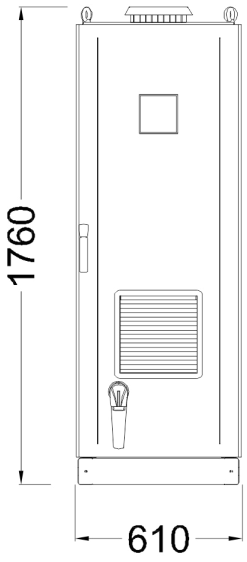
1760
610

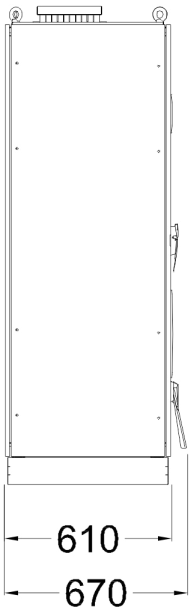
610
670

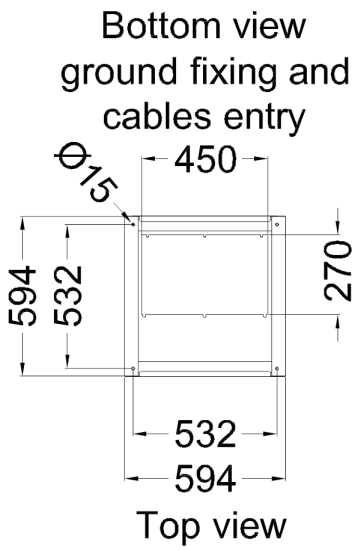
Bottom view
ground fixing and
cables entry
Φ15
450
594
532
270
532
594
Top view

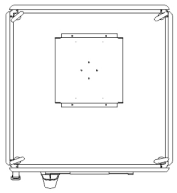

R1652023